

BORGWARD HANSA 2400-PULLMAN

the "Car of Distinction"




Borgward cars have always had a reputation for dependability, economy, performance, and comfort. But now a car has been developed which offers more - a car on which nothing has been spared - with a beautiful and distinctive grace - a combination of excellent design and craftsmanship with luxurious comfort in every detail - something to marvel at - and we are sure your top choice in the fine car field.



The interiors of the "Hansa 2400" Pullman are beautiful, but more important, they are comfortable with plenty of headroom, legroom, and elbow room. For rest and relaxation en route the parted front seats are fully adjustable and can be raked to any angle. They can also be folded flush with the rear seats which means that sleeping accommodations are supplied at the same time. A custom-tailored, soft upholstery on foam rubber gives the finishing touch of luxurious comfort space. The large, smartly curved windshield, sweeping back to narrow corner posts gives an unusual range of vision. The spare wheel compartment is locked from inside the car and is reached by hinging down the centre section of the rear bumper. The luggage locker has unusual space and is carefully lined throughout.

The "Hansa 2400" Pullman has a unit chassis structure for greater safety and more space. The suspension is excellent. At the rear it is arranged with swing axles and at the front with wishbones of unequal length. Coil springs and telescopic shock absorbers are used all around. The "Hansa 2400" Pullman gives really a "silky" ride - an unmatched smoothness. Its low center of gravity gives a better roadability - a new steadiness in curves you have never encountered.



Hydraulic Duplex-brakes insure smooth and safe brake action.


The 6 cylinder engine produces 82 BHP and is mounted on a subframe and is removed from the car in 45 minutes. The 2.4 litre O.H.V. engine is extremely smooth and very quiet and gives very keen acceleration. A double downdraught carburettor with automatically vacuum controlled ignition produces very easy starting under all conditions.

The "Hansa 2400" is the only European car with its own standard-fluid drive which adds to the luxury of the car the perfection of driving you have always dreamed of. It's utterly smooth, safe and the simplest of all. With Hansamatic you have complete control of your car at all times. There's no clutch pedal to push, no gearshift lever to require your constant attention. Response is positive, powerful and smooth. The power plant itself delivers power in the proper ratios


for your needs. For a new feel to your automobile, try the PULLMAN with Hansamatic - The perfect drive. -

Of course, for sportive drivers we also have our normal 4-speed fully synchromesh transmission available - 4 speeds because of better pick up, hill climbing and passing.

Careful tests have shown that petrol consumption does not vary on either gearbox.



F In writing we can give you hints only of the commanding beauty, prestige, and power of the "Hansa 2400" Pullman – you have to see and to ride the car to experience this thrill of complete satisfaction – we are sure that you will agree then with us that the "Hansa 2400" Pullman is "the Car of Distinction".



TECHNICAL DATA

Engine

6 cylinders in line - 78 x 81.5 mm - 2,337 cc. - compression ratio: 6.9 to 1 - 82 bhp. at 4,200 rpm. - max. torque: 16 mkg (116 lb ft) at 2,250 rpm. - four-bearing crankshaft - hemispherical combustion chambers - side camshaft, gear driven, operating o.h.v. by push rods and rockers - twinchoke downdraught Solex 30 PAAJ carburettor - pump and fan cooling - four point suspension, rubber cushioned on helper-frame.

Clutch

Single dry-disc with hydraulic operation.

Gear System

Hansamatic or four-speed gear, forward gears synchronized - speed ratios: 1st 4.18, 2nd 2.32, 3rd 1.47, 4th 1, reverse 4.41.

Body and Frame

Unit chassis structure - totally enclosed propeller-shaft - independent front suspension by coil springs and telescopic shock absorbers - rear, independent suspension by coil springs and swing axles, telescopic shock absorbers - worm steering gear, divided track rod.

Brakes

Hydraulic 4-wheel large area braking system, handbrake, mechanically operated on rear wheels.

Wheels and Tyres

6.70-15 - 6-ply on 5-stud steel disc wheels with wide base rims.

Electrical Equipment 6-volt, 84 ah battery.

Fuel Tank 50 litres (abt. 11 gallons).

Performances

Max. speed 150 km/h (95 mph.) - Normal fuel consumption 9.7 litres (28 mpg.) - Climbing ability in the 1st gear 43%.

Dimensions

Wheelbase	2820 mm (111 in)
Track, front	1360 mm (53 1/2 in)
Track, rear	1420 mm (56 in)
Overall length	4660 mm (183 in)
Overall width	1780 mm (70 1/8 in)
Overall height, loaded	1490 mm (58 3/4 in)
Clearance	194 mm (7 3/8 in)
Turning circle	12 m (39 ft)

Weights

Dead weight of car	1505 kos (3316 lbs)
Permissible total load	1900 kos (4190 lbs)
Permissible payload	395 kos (871 lbs)
Permissible axle load, rear	1000 kos (2205 lbs)
Permissible axle load, front	920 kos (2029 lbs)

Alterations reserved!

CARL F. W. BORWARD GMBH. · BREMEN · AUTOMOBIL- UND MOTOREN-WERKE

