



Imported and Distributed By:

FERGUS IMPORTED
CARS, Inc.

1717 Broadway, New York 19, N. Y.
Columbus 3-5494



Isabella

Beauty, economy and perfection of details make the Isabella the number one car at Borgward. Priced right, comfortable and with a record of Consumer Satisfaction, it is fast becoming the best liked and most talked about car throughout the industry. For business or pleasure you will enjoy the roominess, roominess and performance of the Isabella. The pep of its 66 H.P. engine will appeal even to the sports minded driver. It's very important for both comfort and safety that a car hugs the road at all times and particularly when cornering. All Isabella models have this quality of road-hugging obtained through a perfect combination of the light wheel base, full floating rear axle and independent front suspension. Standard equipment to all 1959 Isabella models (also Isabella 75, Isabella de Luxe, Isabella Coupé) are large new rear lights which combine in one well designed unit brake stop-lamps, tail lamps and flashing indicators together with reversing lights.

Isabella-Coupé

This car is for the Sports Minded individual. It will indeed make his heart beat faster. The streamlined boxer design brings the 1.5 liter 82 H.P. engine to its full realization. This is the car for those who want the best. Everything is finished in perfect taste.

Reclining individual front seats with foam rubber cushions. Two-tone side panels. Crush pad. All controls on dash board are internationally recognized. Heater, Cigarette lighter, direction signals and windshield wiper are standard equipment.



The back of the front seats can be moved at will, permitting a restful change of position while travelling or the complete conversion to twin beds.






The Versatile Combi offers the luxury of a fine 8-passenger limousine and the ruggedness of a delivery sedan. A carrying capacity of 505 Kilos (1115.3 Lbs.) plus a 2 m³ (21.53 cu. ft.) luggage compartment make it both luxurious and practical. Within few seconds by folding the rear seats the passenger car can be converted into a quick delivery sedan. On the other hand the upholstery of the Isabella Station-Wagon gives high quality comfort to all passengers. The Isabella Combi is the ideal family car for weekends when you want to take along camping or sporting gear. It's streamlined and equipped with the driving comfort associated with all Borgward cars.


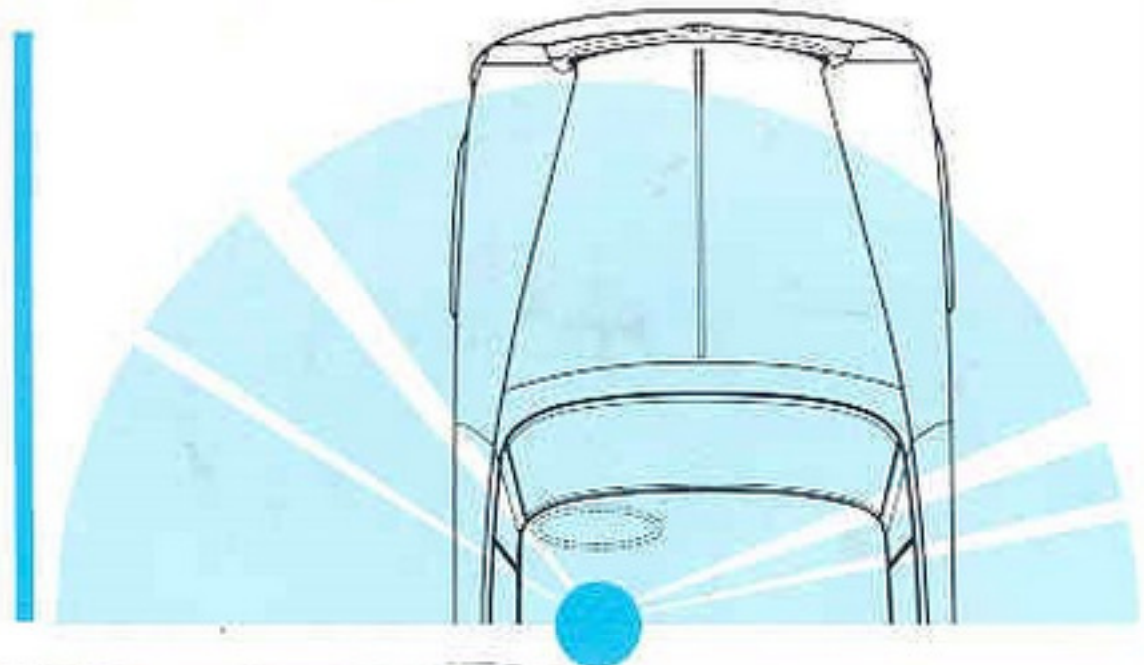
Isabella Combi

BORGWARD

Isabella **TS**



The large and curved windshield as well as the side windows offer good around-the-corner visibility.



Technical data

Engine Specifications:

4 Cylinders in line
Three-point suspension
rubber mounted.
Displacement: 1491 cc
Bore: 75 mm; Stroke: 84.2 mm.
(2.96" x 3.31")
Compression: 1:7
66 HP (48.5) at 4700 rpm
Maximum torque: 11.6 kg (25.5 lb) (36)
Mechanical fuel pump
Water-cooled windlass motor and pump
Overhead valves
Solve Carburetor PACT
Accumulator overhead valve
Coil Ignition
8 Volt 35 amp. battery

Isabella TS, Isabella De Luxe, Coupé

Compression: 1:8.2
82 HP (59.8)
Maximum torque: 13.6 mkg (30.3 lb-ft.)
Solve Regatta carburetor PACT

Clutch and Gear Box

Hydraulic single plate dry-plate
Cast-steel lever in steering column
Four fully synchronized forward speeds
One Reverse

Gear Ratios:

1st gear	2nd gear	3rd gear	4th gear
3.76	2.35	1.76	1

Final in low gear:
Isabella 10 1/2" TS 42 1/2" Comb 32 1/2"

Chassis, Steering, Tires, Brakes and Direction Signals:

All steel unitized body
Independent front suspension with coil springs
Solve coil spring
Independent pressure lubrication
Coil springs with telescopic shock absorbers both rear and front.
Hydraulic rear axle drive
Transmission ratio: 1:3.9
21 roller segment steering
Turning diameter: 11 m. (35.93 ft.)
Tires: 8.50 x 13, tubeless
Hydraulic (air-boost) brakes
Brake system: 244 cm² (35.2 sq. in.)
Mechanical hand brake

Fuel Consumption and Performance:

Isabella:
Max. speed: 120 km/h. (75 mph)
Fuel consumption: 70 mpg.
(17.4 mpg. emp.)

Isabella TS, Isabella De Luxe Coupé

Max. speed: 150 km/h. (93 mph)
Fuel Consumption: 79 mpg.
(14 mpg. emp.)

Interior Dimensions:

Isabella:
Width fr. door to door: 4 ft. 8" front.
4 ft. 3.25" rear.

Isabella TS 171

Combination flap springs and foam rubber upholstery.
Independent front seats with reclining back for chassis lounge seatbelt. Can be converted into twin beds.
Fresh air heater
Defroster on both sides.

Isabella De Luxe and Coupé 71

Combination flap springs and foam rubber seats.
Reclining individual front seats.
Heater and Defroster
Windshield wipers
Direction signals.

Measurements and Weights:

Isabella, Isabella TS, Isabella De Luxe:
Net Weight: abt. 1045 kg (2304.2 lbs)
Gross Weight: abt. 1410 kg (3106.9 lbs)
Length: 4390 mm (172.81")
Width: 1700 mm (67.08")
Height: 1485 mm (58.22")
Wheelbase: 3020 mm (119.34")
Fro. Track: 1376 mm (53.98")
Rear: 1350 mm (52.76")
Road clearance: 175 mm (6.89")

Coupé

Length: 4390 mm (172.81")
Width: 1700 mm (67.08")
Height: 1340 mm (52.76")
Net weight: abt. 1100 kg (2425 lbs)
Gross weight: abt. 1450 kg (3190 lbs)

Isabella Comb 71

Weight: 2001.6 lbs. (908 kg)
Weight, loaded: 2742.2 (1245 kg)
Luggage room:
Length: 1700 mm
Width: 1400 mm
Height: 914 mm
(67.31" x 55.11" x 36.31")


Specifications subject to change without notice.

* All dimensions according to Isabella.

CARL F. W. BORGWARD G. M. B. H. · BREMEN 11



82 BHP



Isabella T5

If you want to know what driving comfort is, seat behind the wheel of an Isabella T5. Plenty of room for long trips with the comfy, Reclining Seats which allow you to change your position and rest as you ride, enjoy those long coasters. The T5 will tackle any hill at low speed and find itself in top form on a slight south of the amphitheater. Hydraulic brakes on all four wheels with two leading brake shoes in front and a total surface of 744 CM² (113.3 sq. in.) mean maximum safety. Features: Heating System, dual indicators, double clutch distributors, valveless cam and many other improvements. The athletic heart of the Isabella T5 is a precision-machined R.H.P. engine, with a lot of energy in reserve, even at the highest speeds. This is a perfectly balanced engine for smooth, quiet and fast performance. With the right tune and service, the right compression ratio, all moving parts properly finished, a three times bearing crankshaft with chrome vanes main and finally the double barrel carburetor for quick, efficient fuel feeding.

